



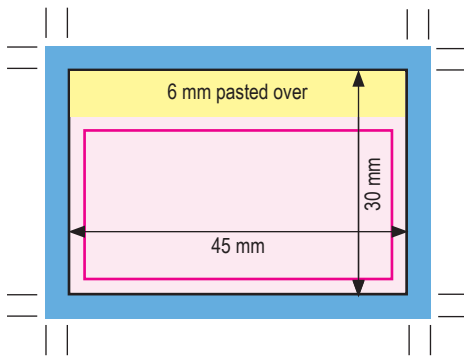
Technical specifications for label creation

Label template for Luer-Lock syringe 1 ml (45 x 30 mm)

Example image



Printing by external print shop With bleed and crop marks



Black border line is for viewing purposes only; please do not create in the data.

Text is at least 2 mm from the edge

Blue border = 3 mm bleed, crop marks

Colors: 4c or Pantone/HKS spot color, please indicate

Black text must be 100% spot black color and overprinted to avoid registration errors and unwanted white edges

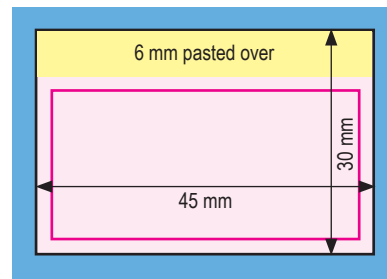
Scale symbols correctly

Create print files using Adobe graphic design software

Resolution: 300 dpi

Format: PDF X3 / X4

DMG internal printing With bleed, no crop marks



Black border line is for viewing purposes only; please do not create in the data.

Text is at least 2 mm from the edge

Blue border = 3 mm bleed

Colors: RGB, Pantone/HKS spot color, please indicate

Scale symbols correctly

Create print files using Adobe graphic design software

Resolution: 300 dpi

Format: PDF X3 / X4

Contents (example size 1:1)

DESIGNATION
Minimum dot size 7 pt.
Type and color variable

LOGO & ADDRESS
Minimum dot size 4 pt.
Type and color variable

#XXXXXXXX_X/XX.XXX

Product name Contents ml/g
Type and color

Logo xx°C xx°F xx°C xx°F MD CE

indigodental GmbH REF) XXXXXXX LOT) XXXXXXXX
Fahltskamp 5 · 25421 Pinneberg Germany · www.indigodental.com XXXX-XX-XX

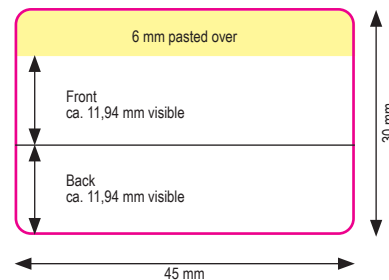
Adhesive surface

CONTENTS
(Contents in ml or g | paste | color)
Minimum dot size 7 pt.
Type and color variable

ICONS
Do not change sizes
Enter reference values (°C/°F)

REF / LOT / Version / Number / Date
Minimum dot size 5 pt.
Type and color variable

Visible areas



Icons



(For CE only)
Minimum height 5 mm

