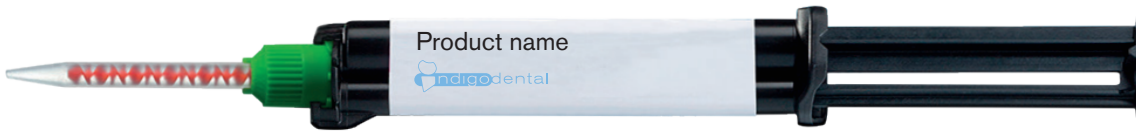
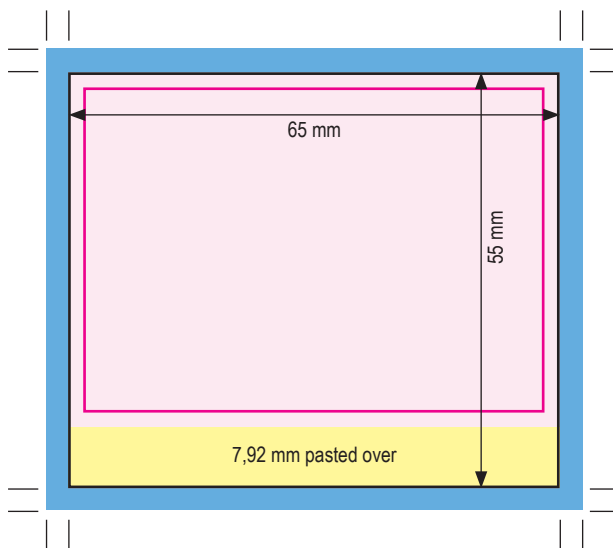


## Example image



### Printing by external print shop With bleed and crop marks



Black border line is for viewing purposes only; please do not create in the data.

Text is at least 2 mm from the edge

Blue border = 3 mm bleed, crop marks

Colors: 4c or Pantone/HKS spot color, please indicate

Black text must be 100% spot black color and overprinted to avoid registration errors and unwanted white edges

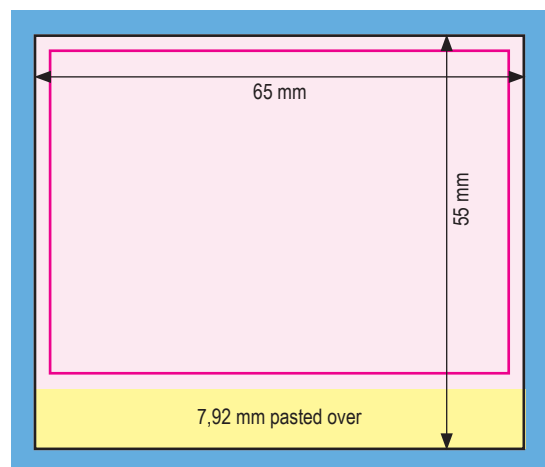
Scale symbols correctly

Create print files using Adobe graphic design software

Resolution: 300 dpi

Format: PDF X3 / X4

### DMG internal printing With bleed, no crop marks



Black border line is for viewing purposes only; please do not create in the data.

Text is at least 2 mm from the edge

Blue border = 3 mm bleed

Colors: RGB, Pantone/HKS spot color, please indicate

Scale symbols correctly

Create print files using Adobe graphic design software

Resolution: 300 dpi

Format: PDF X3 / X4

Contents next page

## Contents (example size 1:1)

DESIGNATION  
Minimum dot size 7 pt.  
Type and color variable

LOGO & ADDRESS  
Minimum dot size 4 pt.  
Type and color variable

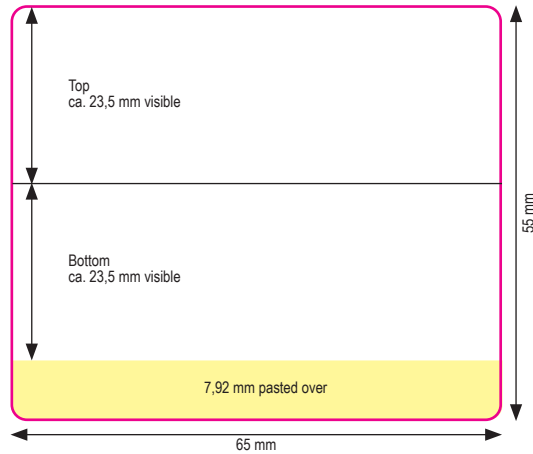
<p>Product name</p>	<p>Contents ml/g Type and color</p>	<p>XX°C / XX°F   XX°C / XX°F</p> <p>MD CE</p>
<p>Logo</p>		
<p>indigodental GmbH Fahltskamp 5 25421 Pinneberg • Germany www.indigodental.com</p>	<p>REF XXXXXXXX LOT XXXXXXXX XX-XX-XXXX #XXXXXXXX_XXX.XXX</p>	
<p>7,92 mm pasted over</p>		

CONTENTS  
(Contents in ml or g | paste | color)  
Minimum dot size 7 pt.  
Type and color variable

ICONS  
Do not change sizes  
Enter reference values (°C|°F)

REF / LOT / Version /  
Number / Date  
Minimum dot size 5 pt.  
Type and color variable

## Visible areas



## Icons



(For CE only)  
Minimum height 5 mm